


Be Prepared with Knowledge and Supplies!

Working toward the Safety and Peace of Mind of Citizens

~Outline of Suginami City Civil Protection Plan~



Mr. Namiki


Namisuke

Nami



Suginami City






What is the Suginami City Civil Protection Plan?



Diplomatic efforts to maintain peace are extremely important as military attacks and terrorism are, of course, undesirable. Unfortunately, if we consider the political situation of recent years, the reality is that we never know when or where something will happen. For this reason, the Civil Protection Law has been enforced as of September 2004.

Suginami City has established the Suginami City Civil Protection Plan based on the Civil Protection Law, with the goal of protecting the lives, well being and property of the people in Suginami City.



The 3 main points that apply to protecting the people of Japan are evacuation, relief, and response to disaster.

Suginami City's plan has 3 characteristics.

Civil Protection Measures



Plan Characteristic ① A Plan for Specific Responses to Situations Emphasizing Initial Action

No. 1 – General Theme

Objective of the plan, and basic policies for establishing civil protection measures.



Occurrence of a Military Attack or Terrorist Incident

No. 2 – Initial Action before Authorization

Initial systems and measures that should go into effect immediately after an incident occurs.

Confirmation of the Situation from the National Government, The Establishment of the City's Countermeasures Headquarters

No. 3 – Response to a Disaster Involving an Armed Attack

General responses when a disaster involving an armed attack occurs.

No. 4 – Response to Emergency Situations

General responses when a major terrorist incident occurs.

Removal of the City's Established Countermeasures Headquarters

No. 5 – Restoration

Emergency measures and the restoration of the maintenance of the damaged city.

No. 6 – Regular Preparedness and Prevention

Regular programs to implement civil protection measures appropriately and speedily in case of an emergency.

Plan Characteristic ② Independent Hypothetical Situations in which the Characteristics of the Community are Known

Suginami City has established independent hypothetical situations based on 4 types of armed attacks as indicated by the National and Tokyo Metropolitan Governments, that consider the geographic and social characteristics of the communities in the city.

Armed Attacks

Types of Armed Attack	Ballistic missile attacks	Aerial intrusion	Attacks by guerillas or special operation forces	Landing invasion
Hypothetical Situations in Suginami City	● Ballistic missile attacks	● Aerial bombs targeting the metropolitan area (excluding Suginami City)	● Holding up by guerillas and a terrorist force	● Invasion/capture of multiple cities in the metropolitan area (including and excluding Suginami City)
Emergency Response Situations	Attack on mass gathering facility	Attack on hazardous substance facility	Attack with genocidal substances	Attack using means of transportation as a means for mass destruction
Hypothetical Situations in Suginami City	● Simultaneous terrorist bombings on multiple terminals and trains ● Terrorist capture/bombings of schools	● Terrorist capture/destruction of hazardous substance facilities	● Terrorist dispersal of chemical agents in underground passages ● Terrorist dispersal of biological agents in mass gathering facilities	● Suicidal terrorist bombing of a hijacked airplane

Plan Characteristic ③ Establishment of 3 Patterns of Evacuation – Please read page 5 for more details.

Three basic patterns of evacuation have been established from the perspective of the evacuation site, time involved and location of the incident:

- Pattern 1: Very limited time, emergency evacuation indoors
- Pattern 2: Evacuation to an evacuation site in or outside Suginami City
- Pattern 3: Evacuation of the general public outside the alert district

I want to know what action we should be taking.




OK! Follow me!



Goody!

What Should I Do if there is a Bombing Nearby?



To ensure the safety of all people, Suginami City will designate an alert district and conduct rescue and first aid for injured persons if an armed attack or terrorist incident occurs.




Designation of alert district



Fire-fighting and rescue activities

However, since it is difficult to forecast when, where or how these types of incidents will occur, damage can spread even more if people panic during an armed attack or terrorist incident.

It is important for families to understand and prepare for such incidents on a regular basis, in case a disaster strikes.



Yes! The following points are good to remember in case a disaster, such as an earthquake, strikes, too.

It's important to protect yourself, right?




How to Protect Yourself in an Emergency

- Stoop down to a low posture quickly, and keep yourself safe.
- If things around you are falling down, take cover under a table until it stops.
- Afterwards, move away from buildings that have been bombed as quickly as possible.
- Cover your mouth and nose with a handkerchief, if you sense something strange in your surroundings or in your body.
- Move away from the area right away, and evacuate to a safe area that is sealed off from dangerous air.

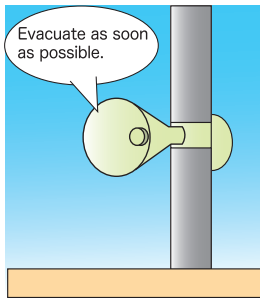


What Should I Do if there is an Official Alert?



If there is a threat of an armed attack or terrorist incident, or if such an incident occurs, the National Government will issue an official alert.


When this occurs, Sugunami City will alert all residents by sounding the civil protection siren (*) as loudly as possible using the government's disaster prevention radio.



Government's disaster prevention radio



TV/radio broadcasts

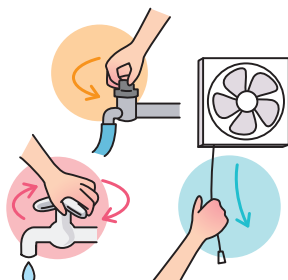


* You can hear a sample siren at the civil protection portal site (<http://www.kokuminhogo.go.jp/>). Listen and hear what it's like!

Immediate Action to Take if an Official Alert is Issued

«If You are Indoors»

- Close the doors and windows. Shut off all gas, water and ventilation.
- Stay away from doors, windows and walls, and sit down
- Then listen for accurate information via TV or radio.




«If You are Outdoors»

- Go indoors, for example, to a sturdy nearby building or underground area.
- Then listen for accurate information via TV or radio.



How Should I Evacuate?



Instructions for evacuation will be announced on the government's disaster prevention radio or public announcement truck, if there is a need for evacuation.

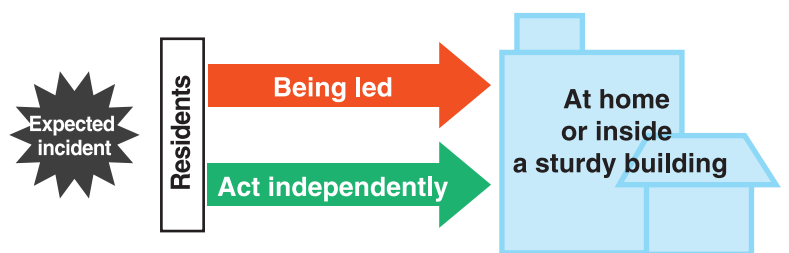
Instructions for proper evacuation procedures according to the situation will be announced. Please calmly take action based on the received instructions.

3 Patterns of Evacuation

Pattern 1:

Very limited time, emergency evacuation indoors

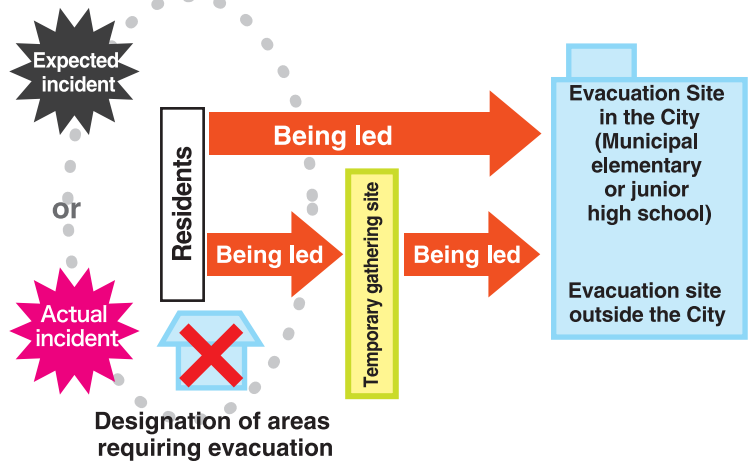
Example Situations:
Ballistic missile attack (before being struck), hostages taken by guerillas and terrorist forces, etc.



Pattern 2:

Evacuation to an evacuation site in or outside Suginami City

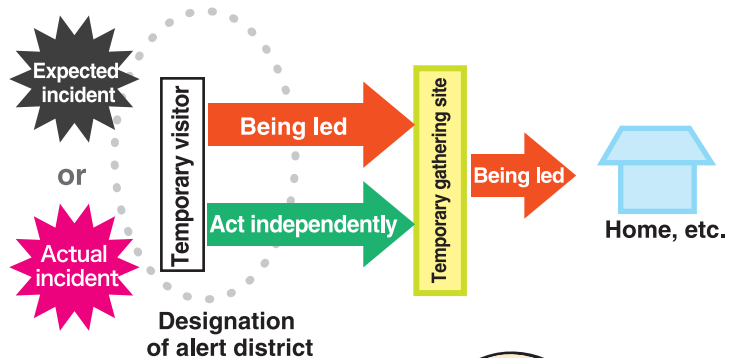
Example Situations:
Attack on a hazardous substance facility, hostages taken by guerillas and terrorist forces, suicidal terrorist bombing of a hijacked airplane, etc.



Pattern 3:

Evacuating the general public outside the alert district


Example Situations:
Simultaneous terrorist bombings on multiple terminals and trains, terrorist dispersal of chemical agents in underground passages, etc.



I see! The three patterns are: "Go indoors as quickly as possible," "Evacuate to an evacuation site" and "Get away from where you are immediately." I think I can remember these!



How do Evacuation Sites Rescue and Protect City Residents?



Evacuation sites provide relief for evacuees and disaster victims, for example during an armed attack or terrorist incident.

Establishment/Operation of Evacuation Sites

Suginami City has earthquake disaster relief centers in 67 municipal elementary and junior high schools. Evacuation sites are also opened as part of the earthquake disaster system for civil protection during an earthquake.

Each evacuation site is operated and managed through the cooperation of Earthquake Disaster Relief Operations Associations and other such organizations. Relief centers are established as comprehensive service counters to support the everyday lives of evacuees and are staffed as necessary while they are open.


Support for Those Who Need it

In order to give adequate assistance to those who need support, secondary evacuation sites are established at Community Halls (7 locations), and the following are provided:

- Food, nursing care items and equipment for those in need of such items.
- Staff to support everyday living.
- Rotational consultants and health consultation services, etc.

Collection and Provision of Information on the Safety of Others

Information on the safety of others is collected for people who lose contact or become separated from their families. An information service counter is opened to handle inquiries from city residents on the safety of others. Although information is provided, personal information is protected.




Action to Take When Evacuating to an Evacuation Site


- Calmly follow the instructions of the government bodies when evacuating.
- Wear sneakers, long pants, a long-sleeved shirt and a hat, and take emergency belongings and some form of personal identification with you.
- Cooperate with your neighbors and help evacuate the elderly, the disabled, foreign residents, infants/toddlers, and expectant mothers.



What do you think?



Oh, that's great! It's important for each and every individual to understand these things and work together to ensure safety.



Thank you, Mr. Namiki! Now I want to learn more about civil protection.

I'm going to participate in community training exercises so that I can learn more!



Special Emblem

This mark is an international emblem used to designate civil protection measure groups, members, buildings and materials as well as evacuation sites.

Inquiries:

**Emergency Management Office,
Emergency Management Section, Suginami City**

1-15-1 Asagayaminami, Suginami-ku, Tokyo 166-8570
Tel: 03-3312-2111

